



Laerdal

helping save lives



When every second counts...

Thomas Select Tube Holder

In the critical moments when securing a difficult airway, you need a fixation device that you can rely on. The Thomas Select Tube Holder is designed to work with any airway tube you need, because there is no such thing as simple airway management.

Quick and easy to use, the Thomas Select Tube Holder will secure a wide range of advanced airway devices on the market. The large opening combined with a push-screw mechanism allows Thomas Select to accommodate Supraglottic Airway Devices (SGAs), Laryngeal Masks (LMAs) and endotracheal (ET) tubes in a fast and efficient manner.

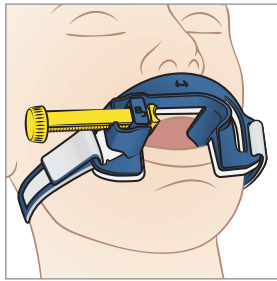
Using Thomas Select enables you to spend less time securing your airway device and more time on what counts – saving lives.



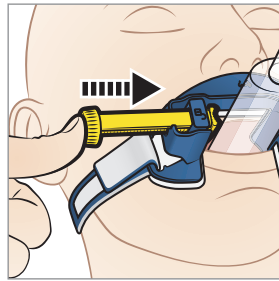
*Securing SGAs is recommended by the **Journal of Emergency Medical Services** as a key component for safe prehospital intubation*

Thomas Select Tube Holder

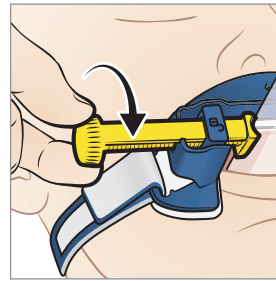
New features of Thomas Select Tube Holder



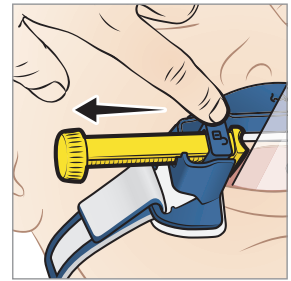
1. Larger opening
The Thomas Select Tube Holder is similar in shape to the Thomas Tube Holder, but has a larger opening to accommodate the wide range of airway tubes on the market.



2. Push-screw mechanism
Quick and easy to use, we incorporated a push-screw mechanism on the device for main adjustment. It is no longer necessary to screw all the way to tighten the tube, saving you time when you most need it.



3. Normal screw mechanism
For final securement of the tube, the screw can be tightened as usual.



4. Quick Release
For a quick release of the tube clamp, simply push the unlock button.

Additional features and benefits

Large mouthpiece surface area	- Accomodates patients with removed dentures or facial trauma
Suction Port	- Large opening allows for view of patient's mouth and lip color - Easy access for suctioning and other oral care needs
Wide Head Strap	- Provides secure and comfortable fit; even when wet
Pliable Bite Block	- Unique construction to prevent the patient from biting or pinching the tube and restricting airflow. Pliable material to protect the teeth and gums.

Supplemental information

Size range for supraglottic airway devices: Size 3-6

Size range for tracheal tubes: ≥ 6.5 mm inner diameter

Thomas Select accommodates tube sizes from > 6.5 mm (ID) to 42 mm (OD).

- Designed for single patient use only
- Latex-free
- Not to be used on children less than 8 years old

Ordering information:

600-40000 Thomas Select Tube Holder Adult

600-42500 Thomas Select Tube Holder Adult, 25 pkg



Laerdal

helping save lives

For more information, visit www.laerdal.com